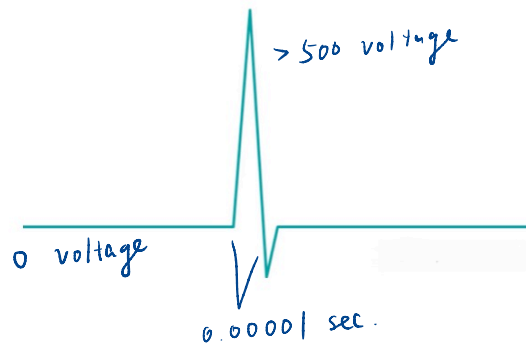
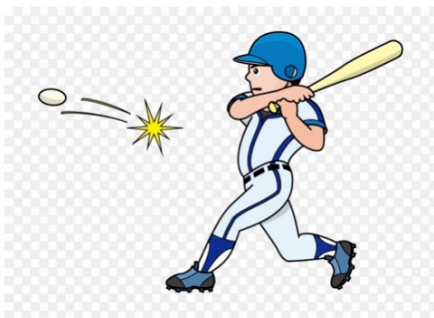


7.6 Impulses and Delta Functions

Introduction of delta function

Impulsive Force

- Consider a force $f(t)$ that acts only during a very short time interval $a \leq t \leq b$, with $f(t) = 0$ outside this interval.
- A typical example would be the **impulsive force** of a bat striking a ball---the impact is almost instantaneous.
- A quick surge of voltage (resulting from a lightning bolt, for instance) is an analogous electrical phenomenon.



- In such a situation it often happens that the principal effect of the force depends only on the value of the integral

$$p = \int_a^b f(t) dt$$

and does not depend otherwise on precisely how $f(t)$ varies with time t .

- The number p is called the **impulse** of the force $f(t)$ over the interval $[a, b]$.
- In the case of a force $f(t)$ that acts on a particle of mass m in linear motion, integration of Newton's law

$$f(t) = mv'(t) = \frac{d}{dt}[mv(t)]$$

yields

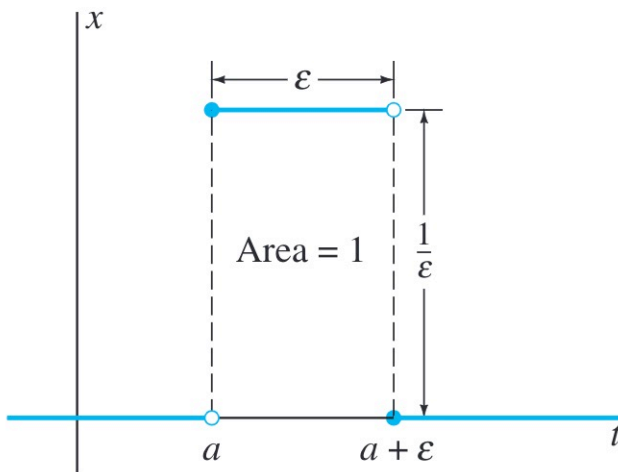
$$p = \int_a^b \frac{d}{dt}[mv(t)] dt = mv(b) - mv(a).$$

- Thus the impulse of the force is equal to the change in momentum of the particle.
- We need know neither the precise function $f(t)$ nor even the precise time interval during which it acts.

Modeling Impulsive Forces

- Our strategy for handling such a situation is to set up a reasonable mathematical model in which the unknown force $f(t)$ is replaced with a simple and explicit force that has the same impulse.
- Suppose for simplicity that $f(t)$ has impulse 1 and acts during some brief time interval beginning at time $t = a \geq 0$.
- Then we can select a fixed number $\epsilon > 0$ that approximates the length of this time interval and replace $f(t)$ with the specific function

$$d_{a,\epsilon}(t) = \begin{cases} \frac{1}{\epsilon} & \text{if } a \leq t < a + \epsilon, \\ 0 & \text{otherwise.} \end{cases} \quad (1)$$



- If $b \geq a + \epsilon$, then as the figure shows, the impulse of $d_{a,\epsilon}$ over $[a, b]$ is

$$p = \int_a^b d_{a,\epsilon}(t) dt = \int_a^{a+\epsilon} \frac{1}{\epsilon} dt = 1.$$

- Because the precise time interval during which the force acts seems unimportant, it is tempting to think of an **instantaneous impulse** that occurs precisely at the instant $t = a$.
- We might try to model such an instantaneous unit impulse by taking the limit as $\epsilon \rightarrow 0$, thereby defining

$$\delta_a(t) = \lim_{\epsilon \rightarrow 0} d_{a,\epsilon}(t), \text{ where } a \geq 0. \quad (1)$$

Dirac Delta

- If we could also take the limit under the integral sign in the equation

$$\int_0^{\infty} d_{a,\epsilon}(t) dt = 1, \quad (2)$$

then it would follow that

$$\int_0^{\infty} \delta_a(t) dt = 1. \quad (3)$$

- But the limit in the equation

$$\delta_a(t) = \lim_{\epsilon \rightarrow 0} d_{a,\epsilon}(t), \quad (4)$$

gives

$$\delta_a(t) = \begin{cases} +\infty & \text{if } t = a, \\ 0 & \text{if } t \neq a. \end{cases} \quad (5)$$

- Obviously, no actual function can satisfy both of these conditions---if a function is zero except at a single point, then its integral is not 1 but zero.
- Nevertheless, the symbol $\delta_a(t)$ is very useful.
- However interpreted, it is called the **Dirac delta function** at a after the British theoretical physicist Dirac (1902--1984), who in the early 1930s introduced a "function" with the above properties.

Delta Functions as Operators

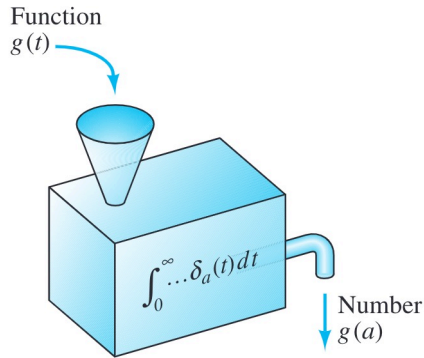
Definition of $\delta_a(t)$. We take the following equation as the definition of the symbol $\delta_a(t)$.

$$\int_0^{\infty} g(t)\delta_a(t) dt = g(a). \quad (6)$$

Remark. Although we call it the delta function, it is not a function; instead, it specifies the

$$\int_0^{\infty} \cdots \delta_a(t) dt, \quad (7)$$

which---when applied to a continuous function $g(t)$ ---sifts out or selects the value $g(a)$ of this function at the point $a \geq 0$.



Laplace Transform of $\delta_a(t)$

If we take $g(t) = e^{-st}$ in our definition of $\delta_a(t)$, the result is

$$\int_0^{\infty} e^{-st}\delta_a(t) dt = e^{-as}. \quad (8)$$

We therefore *define* the Laplace transform of the delta function to be

$$\mathcal{L}\{\delta_a(t)\} = e^{-as} \quad (a \geq 0). \quad (9)$$

We write

$$\delta(t) = \delta_0(t) \quad \text{and} \quad \delta(t - a) = \delta_a(t), \quad (10)$$

then

$$\mathcal{L}\{\delta(t)\} = 1 \quad \mathcal{L}\{\delta(t - a)\} = e^{-as} \quad (a \geq 0) \quad (11)$$

Example 1 Solve the initial value problem and graph the solution function $x(t)$.

$$x'' + 4x' + 4x = 1 + \delta(t - 2); \quad x(0) = x'(0) = 0. \quad (12)$$

ANS: We apply the Laplace transform on both sides of Eq (12)

Note $\mathcal{L}\{x''\} = s^2 X(s) - \cancel{s x(0)} - \cancel{x'(0)}$

$$\mathcal{L}\{x'\} = sX(s) - \cancel{x(0)}$$

$$s^2 X + 4s X(s) + 4X(s) = \frac{1}{s} + e^{-2s}$$

$$\Rightarrow (s^2 + 4s + 4) X(s) = \frac{1}{s} + e^{-2s}$$

$$\Rightarrow X(s) = \frac{1}{s(s+2)^2} + \frac{e^{-2s}}{(s+2)^2}$$

Assume
$$\frac{1}{s(s+2)^2} = \frac{A}{s} + \frac{B}{s+2} + \frac{C}{(s+2)^2}$$

$$= \frac{A(s+2)^2 + B \cdot s(s+2) + C \cdot s}{s(s+2)^2}$$

$$= \frac{4A + (4A+2B+C) \cdot s + (A+B)s^2}{s(s+2)^2}$$

$$\begin{cases} 4A = 1 \\ A+B = 0 \\ 4A+2B+C = 0 \end{cases} \Rightarrow \begin{cases} A = \frac{1}{4} \\ B = -\frac{1}{4} \\ C = -\frac{1}{2} \end{cases}$$

Thus
$$X(s) = \frac{1}{4} \left[\frac{1}{s} - \frac{1}{s+2} - \frac{2}{(s+2)^2} \right] + \frac{e^{-2s}}{(s+2)^2}$$

$$\mathcal{L}^{-1}\{X(s)\} = \frac{1}{4} \left[\mathcal{L}^{-1}\left\{\frac{1}{s}\right\} - \mathcal{L}^{-1}\left\{\frac{1}{s+2}\right\} - \underbrace{\mathcal{L}^{-1}\left\{\frac{2}{(s+2)^2}\right\}}_{\textcircled{1}} \right] + \underbrace{\mathcal{L}^{-1}\left\{\frac{e^{-2s}}{(s+2)^2}\right\}}_{\textcircled{2}}$$

Note $\textcircled{1} \mathcal{L}^{-1}\left\{\frac{2}{(s+2)^2}\right\} = 2 e^{-2t} \cdot t$

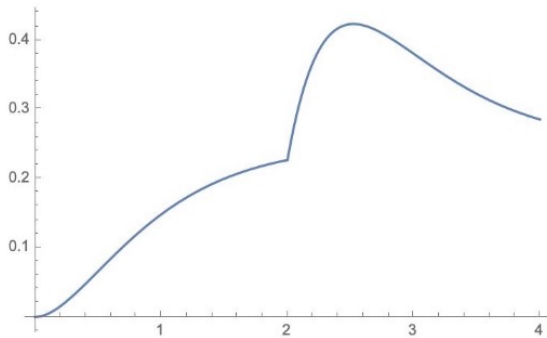
Recall $\mathcal{L}\{e^{at} \cdot t^n\} = \frac{n!}{(s-a)^{n+1}} \quad (s > a)$

② $\mathcal{L}^{-1}\left\{\frac{e^{-2s}}{(s+2)^2}\right\} \xrightarrow[\text{a=2}]{F(s) = \frac{1}{(s+2)^2} \Rightarrow f(t) = e^{-2t} \cdot t}$ $u(t-2) \cdot f(t-2)$
 $= u(t-2) \cdot e^{-2(t-2)} \cdot (t-2)$

Recall $\mathcal{L}^{-1}\{e^{-as} F(s)\} = u(t-a) f(t-a)$
 Let $F(s) = \frac{1}{(s+2)^2}$, then $f(t) = e^{-2t} \cdot t$

Thus

$$x(t) = \frac{1}{4} [1 - e^{-2s} - 2te^{-2t}] + u(t-2) \cdot (t-2)e^{-2(t-2)}$$



Recall $\mathcal{L}\{\delta(t-a)\} = e^{-as}$

Example 2 Solve the initial value problem and graph the solution function $x(t)$.

$$x'' + 2x' + 2x = 2\delta(t - \pi); \quad x(0) = x'(0) = 0 \tag{13}$$

Ans: We apply the Laplace transform on both sides of Eq (13)

$$s^2 X(s) + 2s X(s) + 2X(s) = 2 \cdot e^{-\pi s}$$

$$\Rightarrow X(s) = \frac{2e^{-\pi s}}{s^2 + 2s + 2} = \frac{2e^{-\pi s}}{(s+1)^2 + 1}$$

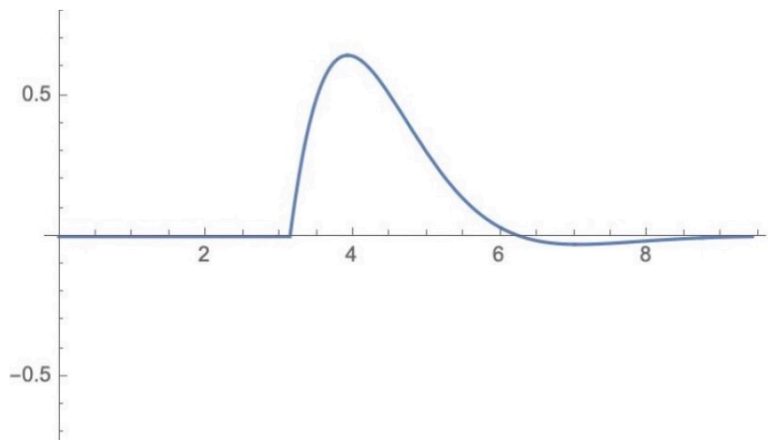
Recall $\mathcal{L}^{-1}\left\{\frac{1}{(s+1)^2 + 1}\right\} = e^{-t} \cdot \sin t$

Thus $\mathcal{L}^{-1}\left\{\frac{2e^{-\pi s}}{(s+1)^2 + 1}\right\} = \frac{f(t) = e^{-t} \sin t}{\uparrow} \cdot 2 \cdot u(t-\pi) e^{-(t-\pi)} \sin(t-\pi)$

$\mathcal{L}^{-1}\{e^{-as} F(s)\} = u(t-a) f(t-a)$

$$= \begin{cases} 0, & 0 \leq t \leq \pi \\ -2e^{-(t-\pi)} \sin t, & t > \pi \end{cases}$$

$\sin(t-\pi) = -\sin t$



Systems Analysis and Duhamel's Principle

Consider a physical system, like mass-spring-dashpot system and the series RLC circuit, described by the differential equation

$$ax'' + bx' + cx = f(t). \quad (14)$$

The constant coefficients a , b , and c are determined by the physical parameters of the system and are independent of $f(t)$.

For simplicity we assume that the system is initially passive: $x(0) = x'(0) = 0$. Then the transform of our differential equation is

$$as^2 X(s) + bsX(s) + cX(s) = F(s), \quad (15)$$

so

$$X(s) = \frac{F(s)}{as^2 + bs + c} = W(s)F(s). \quad (16)$$

The function

$$W(s) = \frac{1}{as^2 + bs + c} \quad (17)$$

is called the **transfer function** of the system.

The function

$$w(t) = \mathcal{L}^{-1}\{W(s)\} \quad (18)$$

is called the **weight function** of the system.

From the fact that $X(s) = W(s)F(s)$ we see by convolution that

$$x(t) = \int_0^t w(\tau)f(t-\tau) d\tau. = w(t) * f(t) \quad (19)$$

This formula is **Duhamel's principle** for the system.

Example 3 Apply Duhamel's principle to write an integral formula for the solution of the initial value problem.

$$x'' + 6x' + 9x = f(t); \quad x(0) = x(0)' = 0 \quad (20)$$

ANS: Apply the Laplace transform on both sides of the Eq 20.

$$s^2 X(s) + 6sX(s) + 9X(s) = F(s)$$

$$\Rightarrow X(s) = \frac{1}{(s+3)^2} \overset{W(s)}{F(s)}$$

Apply Duhamel's principle, we know

$$W(s) = \frac{1}{(s+3)^2}$$

$$w(t) = \mathcal{L}^{-1}\{W(s)\} = \mathcal{L}^{-1}\left\{\frac{1}{(s+3)^2}\right\} = e^{-3t} \cdot t$$

Thus

$$x(t) = w(t) * f(t)$$

$$= \int_0^t w(\tau) f(t-\tau) d\tau$$

$$= \int_0^t e^{-3\tau} \cdot \tau f(t-\tau) d\tau$$